

Class Group Registration

Master of Physiotherapy

The importance of selecting a Class Group

The Master of Physiotherapy timetable has been organised into grouped schedules. Each student must choose one specific group of classes from among four options to be registered.

The grouped timetable is designed to accommodate scheduling for placements. Failure to adhere strictly to the allocated group timetable may result in conflicts with your placement schedule.

To view a video of these instructions [click here](#)

Search for the Group timetables

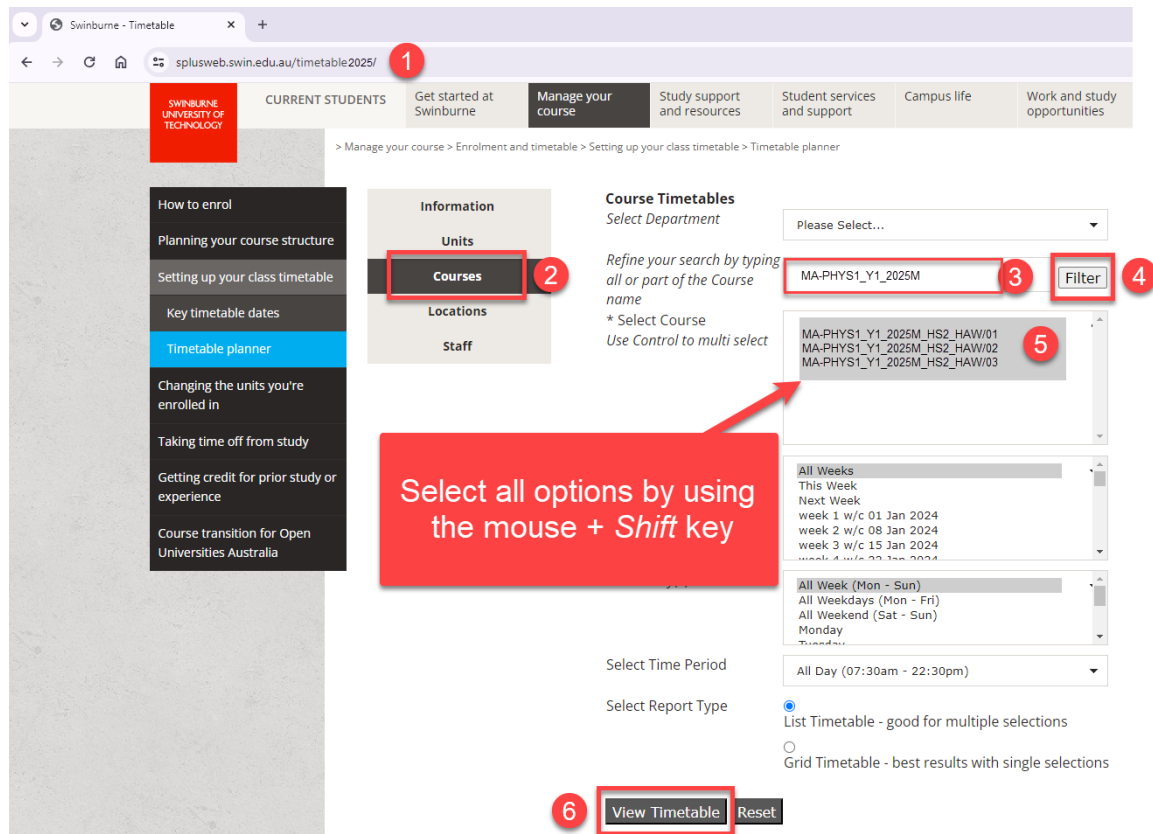
1. Go to the [Timetable website](#)
2. Select **Courses**
3. Go to the **Refine** field and use the following guide to determine what timetable code to enter:

Course Code	MA—PHYS1
Year	Choose the year based on when you commenced the course e.g. 1st year students = Y1
Admission Year	What year did you commence the course e.g. if you commenced in 2024, type in 2024M

Type in the **timetable code** based on the code guide above. **Examples of this code :**

- 1st year student admitted into the course in 2025 = MA-PHYS1_Y1_2025M
- 2nd year student admitted into the course in 2024 = MA-PHYS1_Y2_2024M

4. Click **Filter**



1 URL: splusweb.swin.edu.au/timetable2025/

2 Select **Courses** in the Information menu.

3 Enter the timetable code: MA-PHYS1_Y1_2025M

4 Click the **Filter** button.

5 Search results for MA-PHYS1_Y1_2025M:

- MA-PHYS1_Y1_2025M_HS2_HAW/01
- MA-PHYS1_Y1_2025M_HS2_HAW/02
- MA-PHYS1_Y1_2025M_HS2_HAW/03

6 Click **View Timetable**.

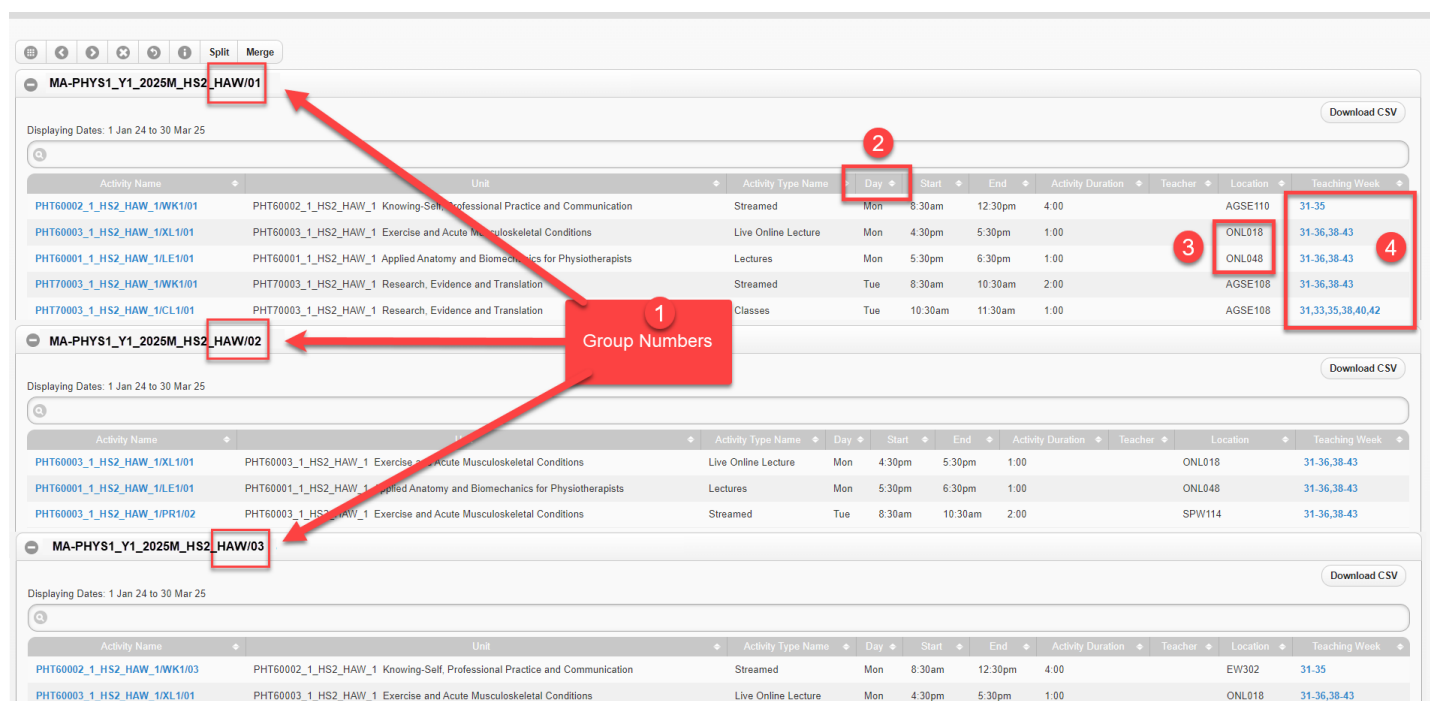
Select all options by using the mouse + Shift key

Class Group Registration

Master of Physiotherapy

Review all Group schedules and choose a Group Number

1. This is a scrollable page that outlines each Group Schedule. Review and choose the group number that suits
2. You can **sort** the schedule into day order by clicking on the **Day** header
3. Any classes that are on-line will have the code **"ONL"** at the start of their location
4. The **Teaching Week** column indicates the teaching pattern for each activity. You can click on the blue hyperlinks to view the corresponding dates. NOTE: some activities do not run every week



MA-PHYS1_Y1_2025M_HS2_HAW/01

Displaying Dates: 1 Jan 24 to 30 Mar 25

Activity Name	Unit	Activity Type Name	Day	Start	End	Activity Duration	Teacher	Location	Teaching Week
PHT60002_1_HS2_HAW_1WK1/01	PHT60002_1_HS2_HAW_1 Knowing-Self, Professional Practice and Communication	Streamed	Mon	8:30am	12:30pm	4:00		AGSE110	31-35
PHT60003_1_HS2_HAW_1XL1/01	PHT60003_1_HS2_HAW_1 Exercise and Acute Musculoskeletal Conditions	Live Online Lecture	Mon	4:30pm	5:30pm	1:00		ONL018	31-36,38-43
PHT60001_1_HS2_HAW_1LE1/01	PHT60001_1_HS2_HAW_1 Applied Anatomy and Biomechanics for Physiotherapists	Lectures	Mon	5:30pm	6:30pm	1:00		ONL048	31-36,38-43
PHT70003_1_HS2_HAW_1WK1/01	PHT70003_1_HS2_HAW_1 Research, Evidence and Translation	Streamed	Tue	8:30am	10:30am	2:00		AGSE108	31-36,38-43
PHT70003_1_HS2_HAW_1CL1/01	PHT70003_1_HS2_HAW_1 Research, Evidence and Translation	Classes	Tue	10:30am	11:30am	1:00		AGSE108	31,33,35,38,40,42

MA-PHYS1_Y1_2025M_HS2_HAW/02

Displaying Dates: 1 Jan 24 to 30 Mar 25

Activity Name	Unit	Activity Type Name	Day	Start	End	Activity Duration	Teacher	Location	Teaching Week
PHT60003_1_HS2_HAW_1XL1/01	PHT60003_1_HS2_HAW_1 Exercise and Acute Musculoskeletal Conditions	Live Online Lecture	Mon	4:30pm	5:30pm	1:00		ONL018	31-36,38-43
PHT60001_1_HS2_HAW_1LE1/01	PHT60001_1_HS2_HAW_1 Applied Anatomy and Biomechanics for Physiotherapists	Lectures	Mon	5:30pm	6:30pm	1:00		ONL048	31-36,38-43
PHT60003_1_HS2_HAW_1PR1/02	PHT60003_1_HS2_HAW_1 Exercise and Acute Musculoskeletal Conditions	Streamed	Tue	8:30am	10:30am	2:00		SPW114	31-36,38-43

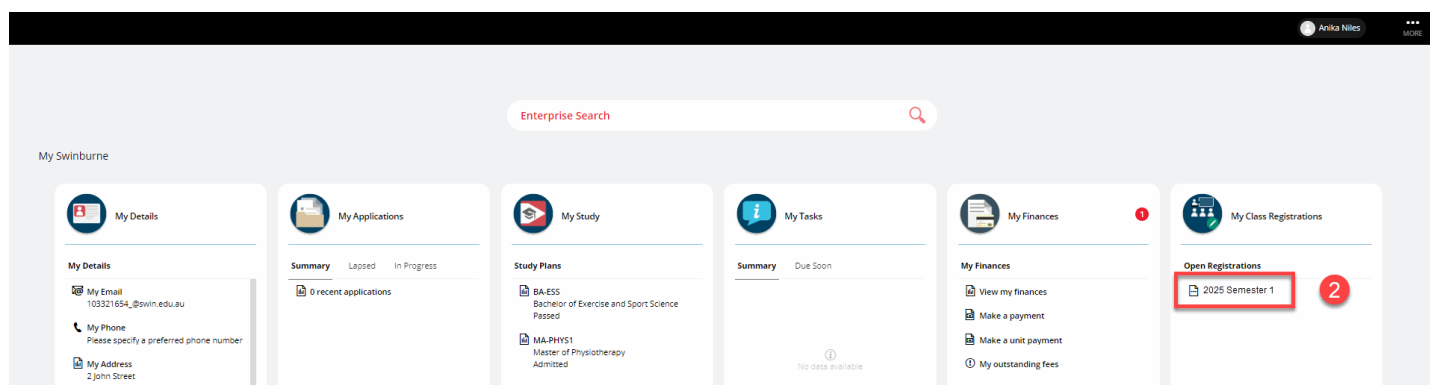
MA-PHYS1_Y1_2025M_HS2_HAW/03

Displaying Dates: 1 Jan 24 to 30 Mar 25

Activity Name	Unit	Activity Type Name	Day	Start	End	Activity Duration	Teacher	Location	Teaching Week
PHT60002_1_HS2_HAW_1WK1/03	PHT60002_1_HS2_HAW_1 Knowing-Self, Professional Practice and Communication	Streamed	Mon	8:30am	12:30pm	4:00		EW302	31-35
PHT60003_1_HS2_HAW_1XL1/01	PHT60003_1_HS2_HAW_1 Exercise and Acute Musculoskeletal Conditions	Live Online Lecture	Mon	4:30pm	5:30pm	1:00		ONL018	31-36,38-43

Go to the Student Portal

1. Login to your [Student Portal](#)
2. Go to the **My Class Registrations** tile. Select the **teaching period** that is listed under **Open Registration**



Enterprise Search

My Swinburne

My Details

My Applications

My Study

My Tasks

My Finances

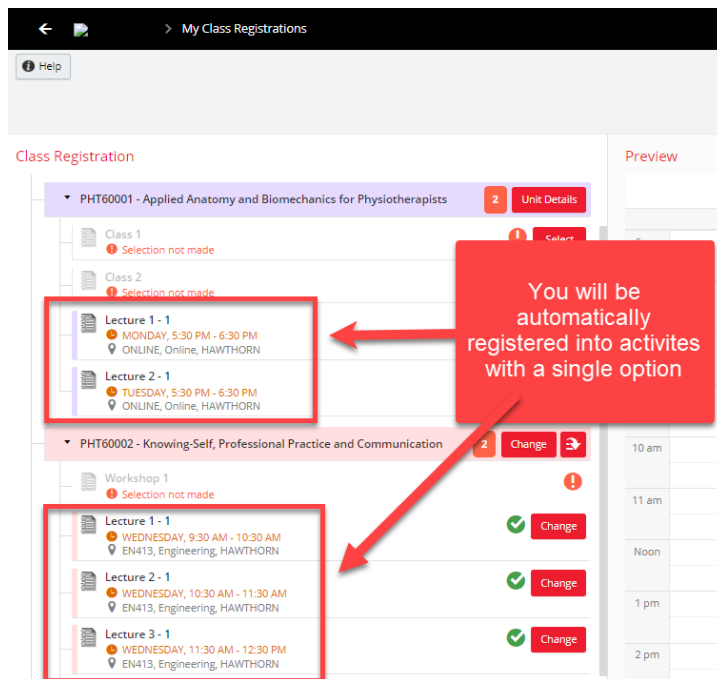
My Class Registrations

Open Registrations

2025 Semester 1

Auto Registered into single activity options

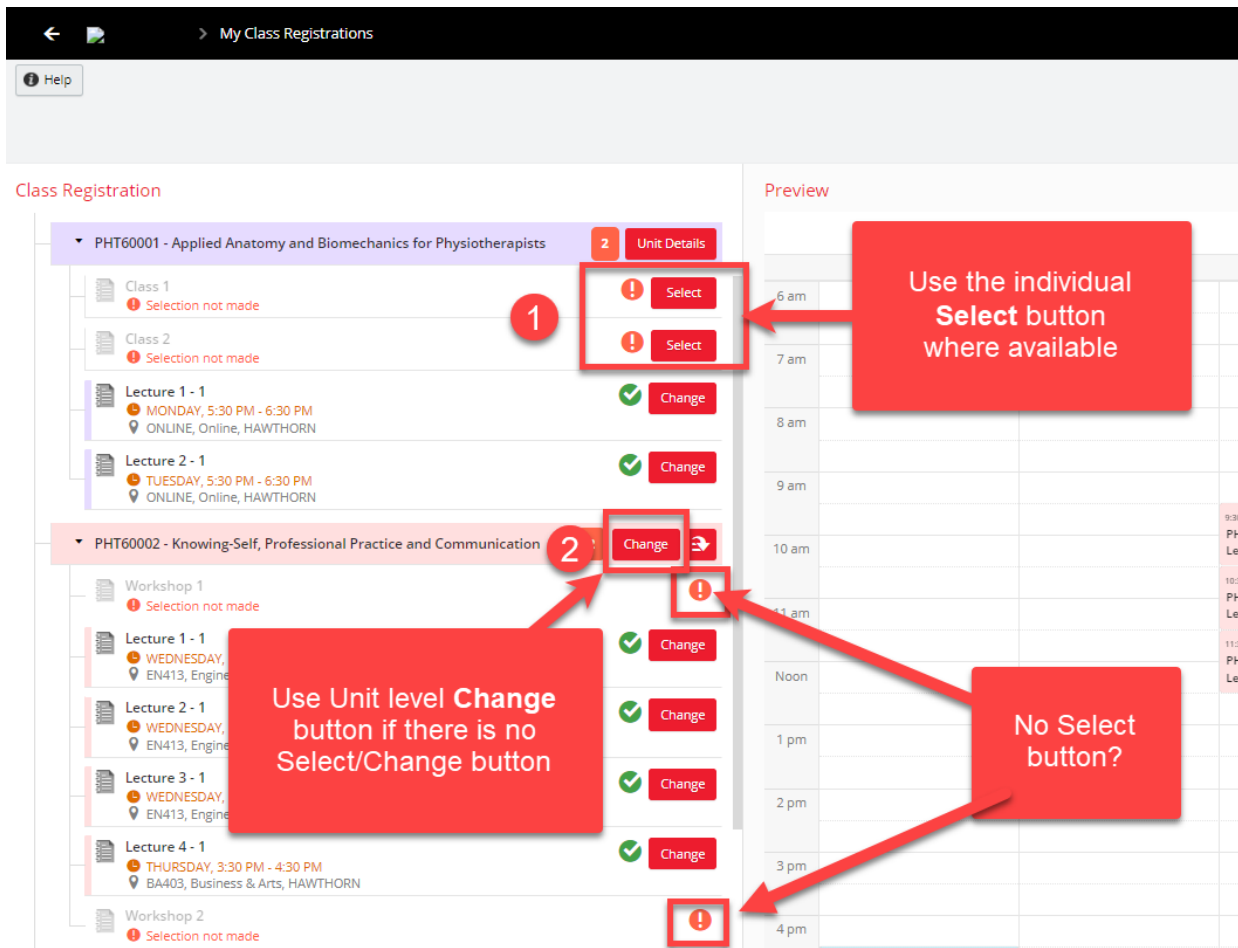
You will be automatically registered into activities with a single option. This is typically your Lectures



The screenshot shows the 'My Class Registrations' page. Under the 'Class Registration' tab, two units are listed: PHT60001 - Applied Anatomy and Biomechanics for Physiotherapists and PHT60002 - Knowing-Self, Professional Practice and Communication. For PHT60001, Class 1 and Class 2 are marked 'Selection not made'. Under each class, there are lecture options. For PHT60001, Lecture 1-1 (Monday, 5:30 PM - 6:30 PM, ONLINE) and Lecture 2-1 (Tuesday, 5:30 PM - 6:30 PM, ONLINE) are highlighted with red boxes. For PHT60002, Lecture 1-1 (Wednesday, 9:30 AM - 10:30 AM, EN413), Lecture 2-1 (Wednesday, 10:30 AM - 11:30 AM, EN413), and Lecture 3-1 (Wednesday, 11:30 AM - 12:30 PM, EN413) are highlighted with red boxes. A red callout box with an arrow pointing to these lecture options contains the text: 'You will be automatically registered into activities with a single option'.

Register into group schedule using the Select/Change button

1. Some activities will provide a **Select** button to click on for choosing your Group Schedule
2. If there is no Select button, but an **Orange warning**, click the Unit level **Change** button



The screenshot shows the 'My Class Registrations' page with annotations. Under PHT60001, Class 1 and Class 2 are marked 'Selection not made'. Under each class, there are lecture options. For PHT60001, Lecture 1-1 (Monday, 5:30 PM - 6:30 PM, ONLINE) and Lecture 2-1 (Tuesday, 5:30 PM - 6:30 PM, ONLINE) are highlighted with red boxes. For PHT60002, Lecture 1-1 (Wednesday, 9:30 AM - 10:30 AM, EN413), Lecture 2-1 (Wednesday, 10:30 AM - 11:30 AM, EN413), and Lecture 3-1 (Wednesday, 11:30 AM - 12:30 PM, EN413) are highlighted with red boxes. A red callout box with an arrow pointing to the 'Select' button next to Lecture 1-1 of PHT60001 contains the text: 'Use the individual Select button where available'. Another red callout box with an arrow pointing to the 'Change' button next to Lecture 1-1 of PHT60002 contains the text: 'Use Unit level Change button if there is no Select/Change button'. A third red callout box with an arrow pointing to the 'Change' button next to Lecture 2-1 of PHT60002 contains the text: 'No Select button?'. A fourth red callout box with an arrow pointing to the 'Change' button next to Lecture 3-1 of PHT60002 contains the text: 'No Select button?'.

My Swinburne Class Group Registration

Master of Physiotherapy



Choose your Group Schedule

Register into the activity number that reflects the Group Schedule you chose.

For Example: if you chose the Group 3 schedule then find the Class/Workshop/Stream that is numbered 3

1. Click **Register** against the activity number that reflects your chosen Group number
2. Click the **Back Arrow** to return to My Class Registrations and register into all remaining activities

Example: if you chose the Group 3 schedule, find the Class/Workshop/Stream that is numbered 3

Click Register

Review weekly schedule in My Calendar

You can review your weekly schedule once you have registered into all classes. NOTE: it will take an hour after registering for this data to appear in your Calendar

1. Return to your Student Portal Dashboard, and **click** on the **My Calendar** tile

My Swinburne

My Details

My Applications

My Study

My Tasks

My Finances

My Class Registrations

My Calendar

My Swinburne

Class Group Registration

Master of Physiotherapy



Review weekly schedule in My Calendar (continued)

2. Click into the **Date Range**
3. Select a week to review by **clicking** on a **specific date**

The screenshot shows the 'My Calendar' interface with a date range selector open. The selector is set to 'Aug 12 - 18 2025'. The main calendar view displays a weekly timetable for the week of August 12-18, 2025. The timetable is organized by day (TUE 13, WED 14, THU 15, FRI 16, SAT 17, SUN 18) and time slots (8 am, 9 am, 10 am, 11 am, Noon, 1 pm, 2 pm, 3 pm, 4 pm, 5 pm, 6 pm). Various classes and practicals are listed, including PHT60003, PHT60002, PHT70003, PHT60001, PHT60003 Live Online Lecture 1 - 1, PHT60001 Lecture 1 - 1, PHT60003 Live Online Lecture 2 - 1, PHT60003 Practical 1 - 3, PHT60003 Practical 2 - 3, PHT70003 Workshop 1 - 3, PHT60001 Class 1 - 3, and PHT60001 Class 2 - 3.

Powered by TechnologyOne | Enterprise software, incredibly simple

NOTE: Timetable is subject to change

To ensure you are viewing the most up-to-date timetable, we recommend you refer back to the **Timetable website** as provided above, OR, once you have registered into classes, refer to the **My Calendar** tile in your **Student Portal**.

Need help?

Visit studentHQ | Phone: 1300 794 628 (option 1) | Email: askgeorge@swin.edu.au