

VERSANT ENGLISH TEST

What do you need?

- Headset with Microphone
- Adobe Flash v11 or higher
- Minimum 32 kilobytes/sec download speed

Supported Browsers:

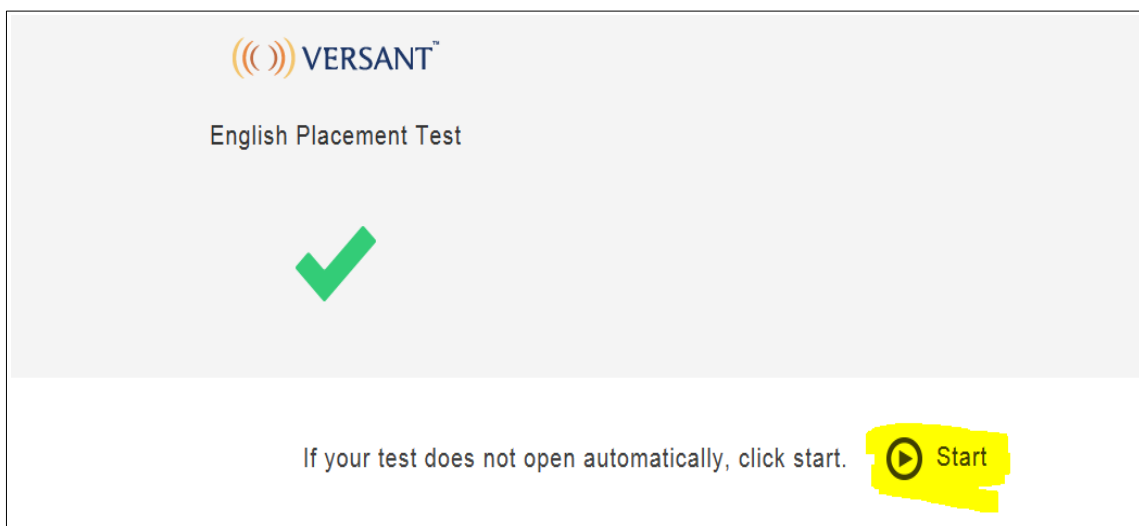
- **Google Chrome v23 and above (recommended)**
- Internet Explorer 9 and above
- Mozilla Firefox v17 and above
- Safari 6 and above

Headphone features	Sound mode	Stereo
	Ear piece	Double
	Driver Unit Size	32 mm
	Frequency Response	20 - 20000 Hz
Microphone features	Impedance	32 ohms
	Frequency response	100 - 12000 Hz
	Impedance	3320 ohms

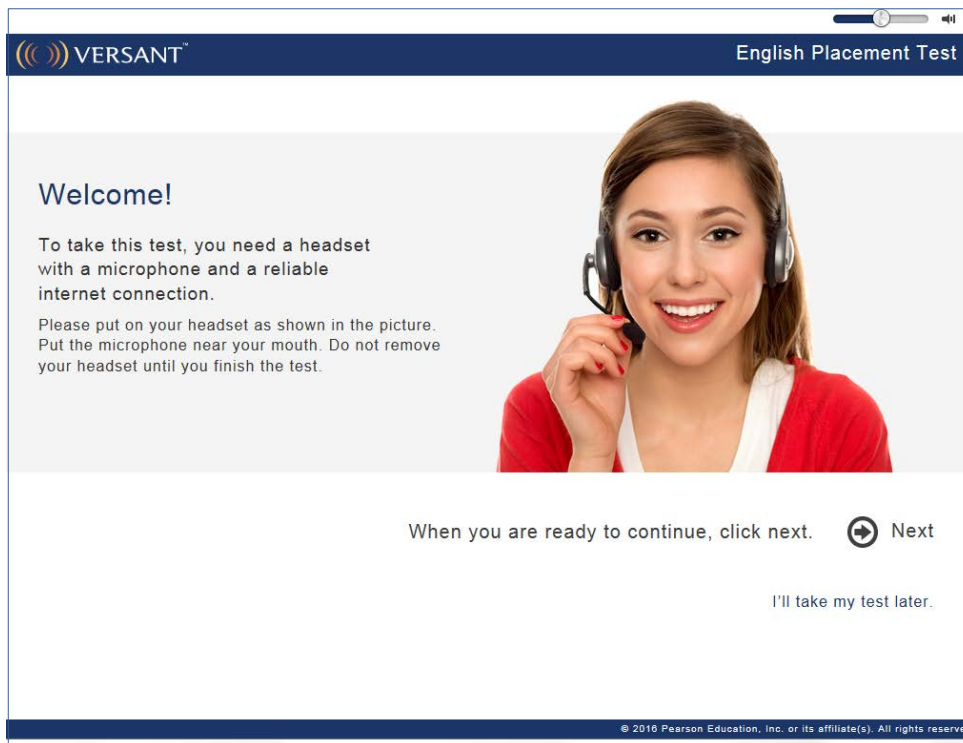
GETTING STARTED

1. Go to www.versanttest.com/web
2. Enter the TIN into the field and click 'Next'
3. **HOME SCREEN** - After entering the TIN, you will see this screen. If the popup does not open automatically, the student should click the 'Start' icon.

HOME SCREEN

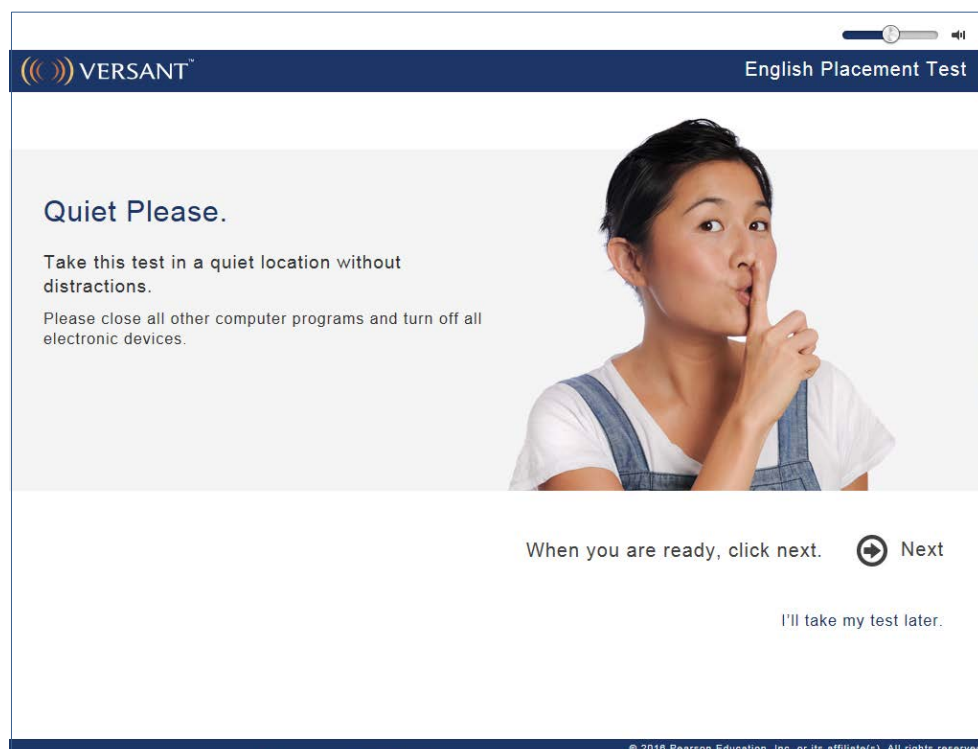


4. **WELCOME** - The following screen will come up and a recorded voice will guide students through an audio volume check. Click 'next'

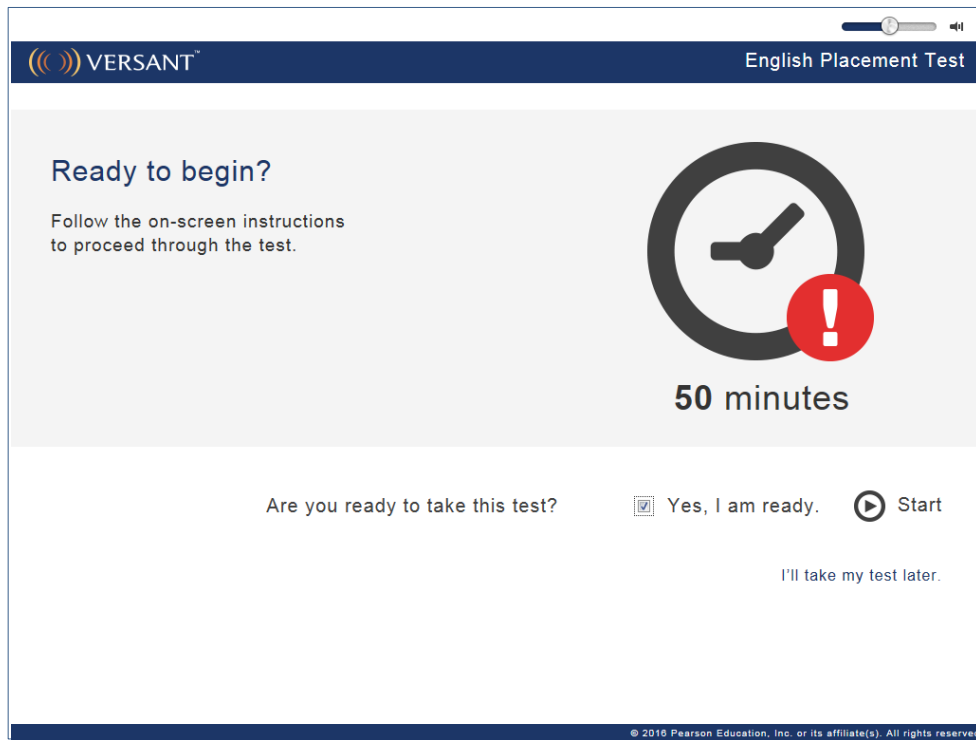


Volume control

5. **QUIET PLEASE** - This screen will ask students to take the test in a quiet room. Click 'next' again. Students should be able to hear through the headphones.

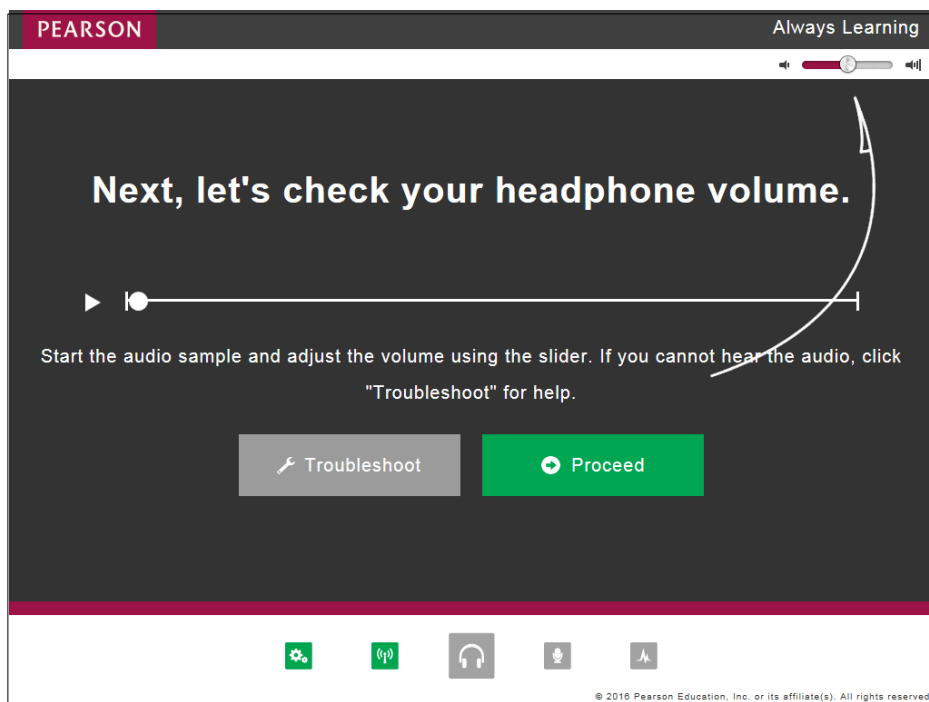


6. **READY TO BEGIN** - Final preview screen – students tick the box and click 'Start'

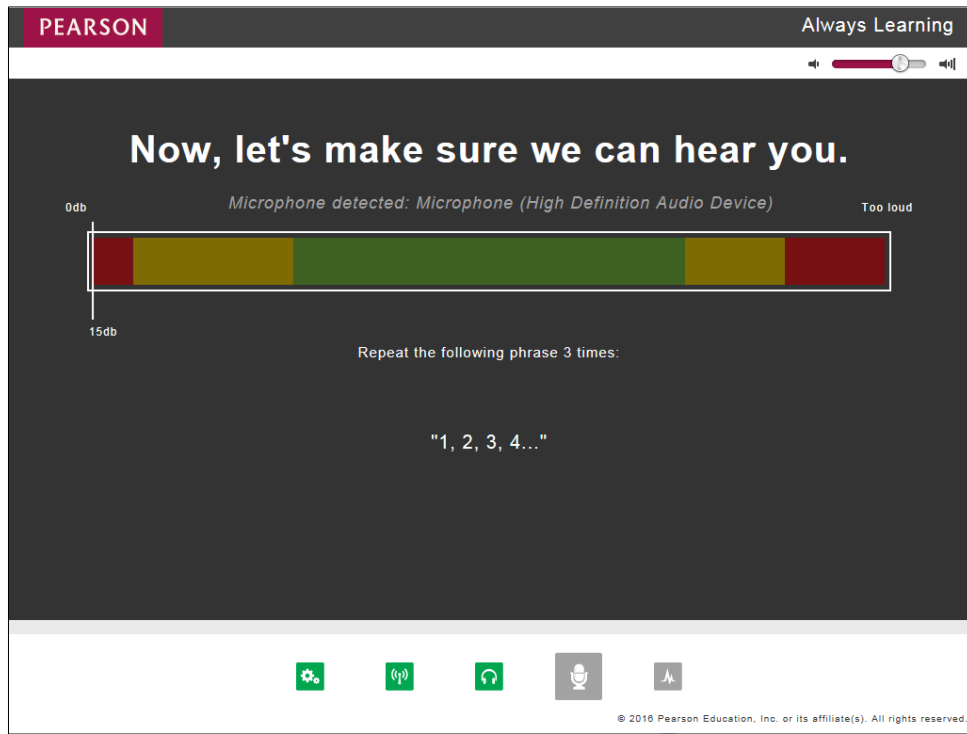


7. The test will automatically run through two screens which determine if the computer meets the test technical requirements

8. **HEADPHONE CHECK** – students click on the Play button to confirm they are working. Then click 'Proceed' if they can hear without issue.



9. **MICROPHONE CHECK** – students say '1,2,3,4' three (3) times to confirm it is working.



10. **FINAL CHECK – AMBIENT NOISE.**

***Once the checks are complete, the test will begin.
Students follow the instructions on screen.***

11. **FINISH** - When the student is finished the test, please be sure that they have clicked 'Finish' or the score will not be processed.

Student information

- Answer all questions smoothly and naturally in a clear, steady voice.
- **If you don't know the proper way to respond to a test item, you can remain silent or say, "I don't know."**
- Do not take notes or write on paper during the test.
- When you have completed the test, the system will prompt you to click the "Finish" button. Please be sure to click "Finish" or your scores will be delayed.
- If you wish, you may answer the optional questions at the end of the test. Your personal information will be kept anonymous.