



HOW TO CONNECT TO EDUROAM WIRELESS NETWORK

HELP GUIDE

Contents

Jump to the setup instructions for your device:

MacOS	5
iOS (iPhone and iPad)	7
Android	9
Linux	11

Notes:

User name must be in this format: username@swin.edu.au
(your username is your student number/SIMS ID)

Actual look and feel may differ depending on your version
of operating system and device vendor.

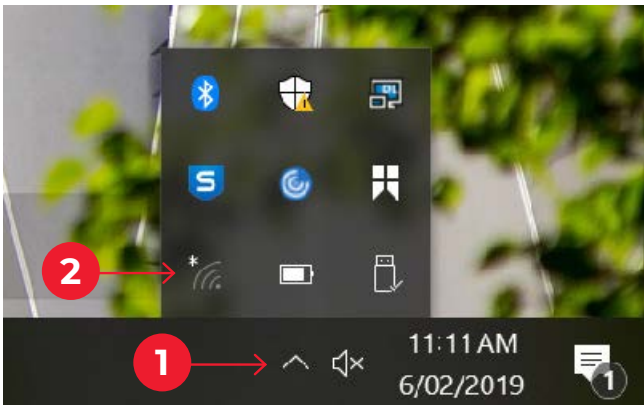
Microsoft Windows

To remove old eduroam profile:

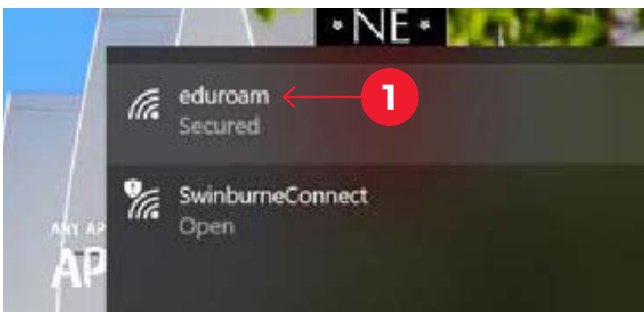
- Click **Windows Start Button** > **Settings** > **Network and Internet**
- On the left-menu click **Wi-Fi**, then click **Manage known networks** link on the right
- Select **eduroam** from the list and click **Forget**

To connect to eduroam:

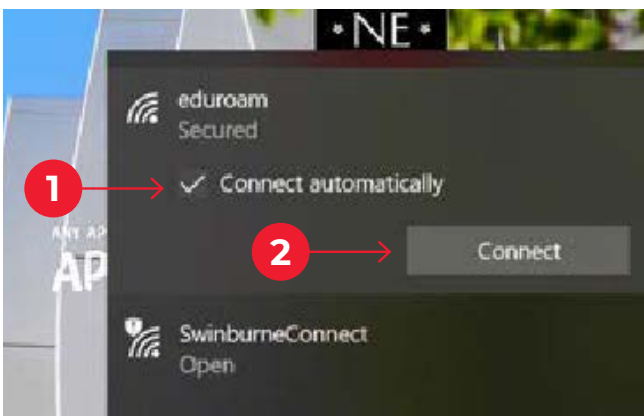
- Click on the **Show Hidden Icons** arrow in the task bar, then the **Wireless Networks** icon



- Select **eduroam** network



- Check **Connect automatically** and click the **Connect** button



Continued on next page

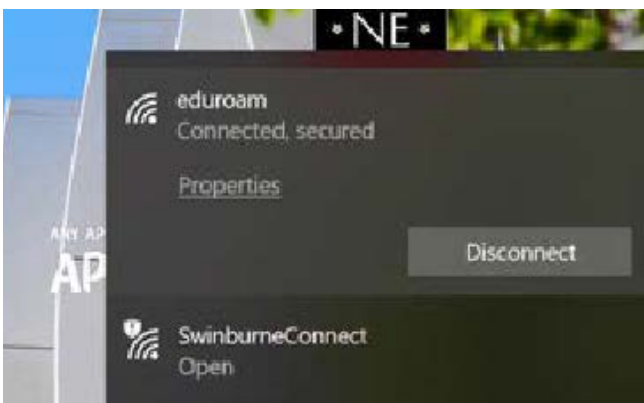
- A security prompt will appear – click the **Connect** button



- Enter **username@swin.edu.au** as your username followed by your **password**, then the **OK** button



- You have now successfully connected to eduroam

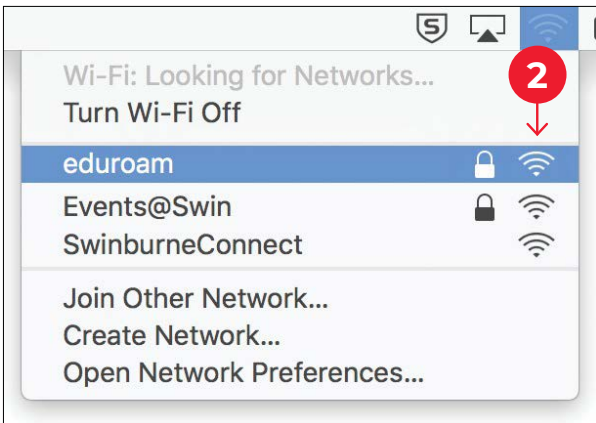
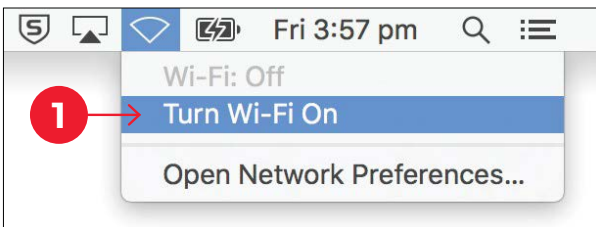


To remove old eduroam profile:

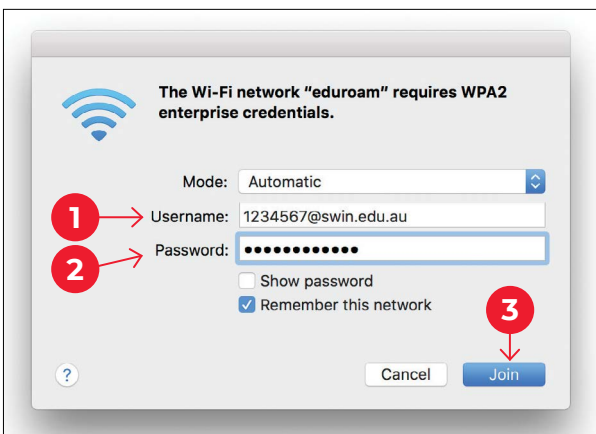
- Open **System Preferences**
- Click **Network**, then **Advanced**
- Select **eduroam** from the list and click the '-' icon just below the list to forget/remove it
- If you previously configured eduroam with XpressConnect wizard, Open **System Preferences**. Click **Profiles**. Select **eduroam** from the list and click the '-' icon just below the list to forget/remove it.

To connect to eduroam:

- Click on the **Airport** icon in your menubar.
If required, turn Wi-Fi on then select **eduroam** from the dropdown list provided.

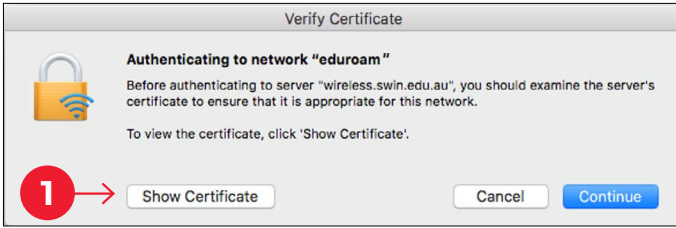


- When prompted, enter your **username@swin.edu.au** as your username followed by your **password** and click the **Join** button

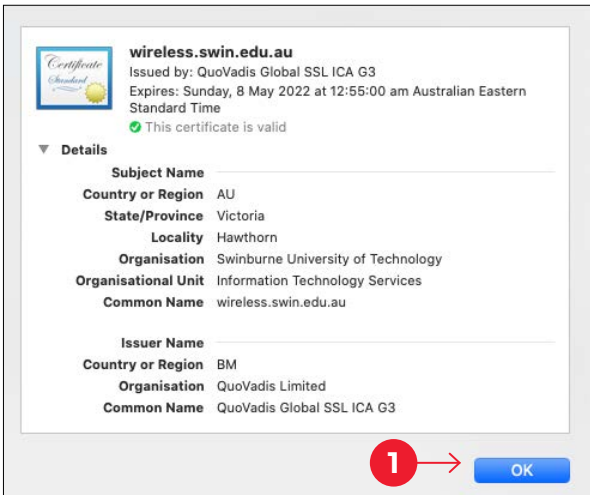


Continued on next page

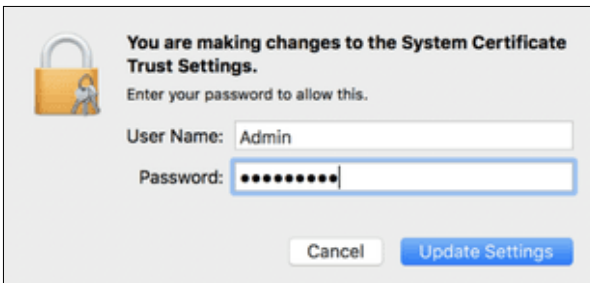
- You will be prompted to review and accept the certificate for eduroam



- Ensure that the certificate is correct by clicking **Show Certificate** and reviewing the details. Please ensure that 'wireless.swin.edu.au' is issued by QuoVadis Certificate Authority. Once the details are verified, accept the certificate by clicking **OK** and **Continue**.



- If prompted enter the **username** and **password** for your mac to add the certificate to keychain



- Your Mac will now attempt to connect to eduroam. Once connected, you can verify the connection from the Airport Menu (indicated by a tick).



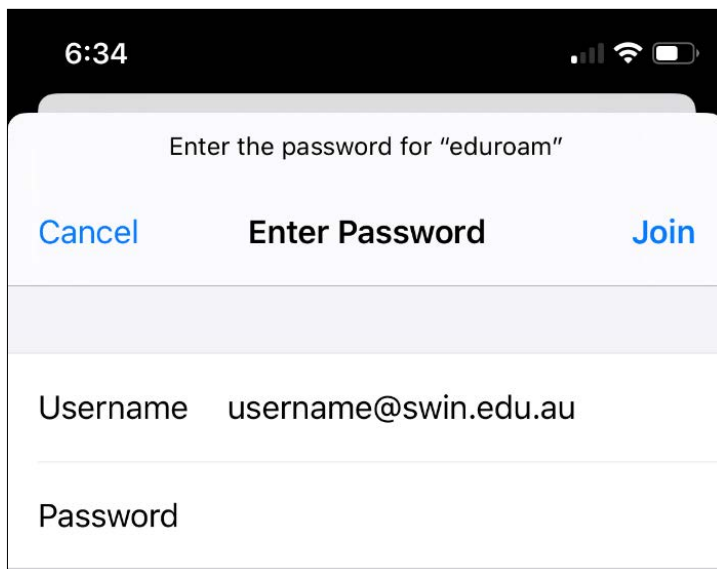
iOS (iPhone and iPad)

To remove old eduroam profile:

- Open **Settings** > **Wi-Fi**, select **eduroam** from the list and tap **Forget this Network**
- If you previously configured eduroam with XpressConnect wizard, remove the eduroam profile from **Settings** > **General** > **Profiles**

To connect to eduroam:

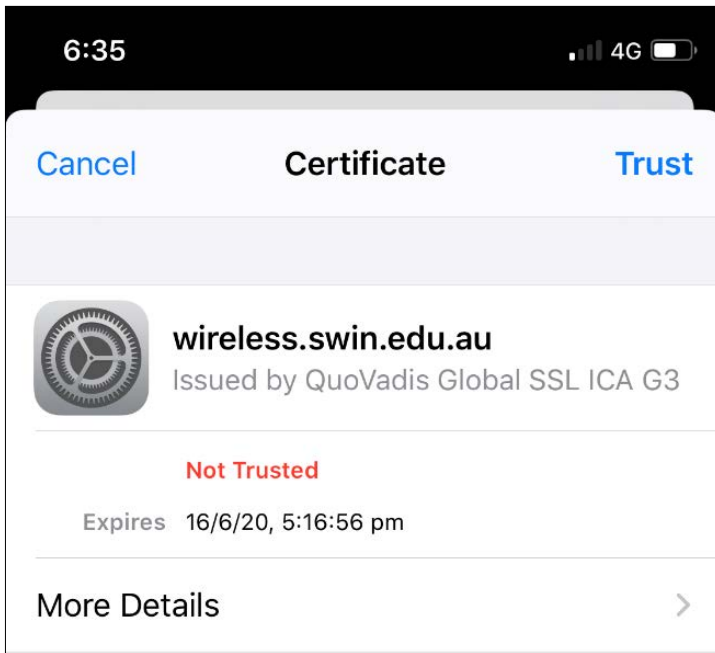
- Tap **Settings** > **Wi-Fi**, then select **eduroam**
- When prompted, enter your **username@swin.edu.au** as your username followed by your **password**, then tap **Join**



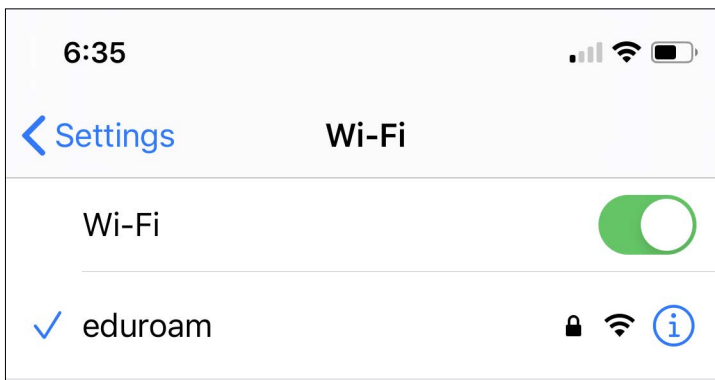
- You will be prompted to trust the certificate 'wireless.swin.edu.au'. Please ensure it is issued by QuoVadis Certificate Authority.

Continued on next page

- Tap **Accept/Trust** certificate to get connected



- You have now successfully connected to eduroam



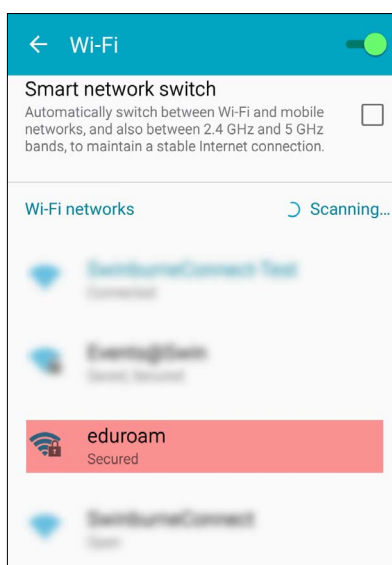
Android

To remove old eduroam profile:

- Go to **Settings > Wi-Fi**
- Press and hold **eduroam** and tap **Forget Network**
- Tap on **eduroam** to configure again

To connect to eduroam:

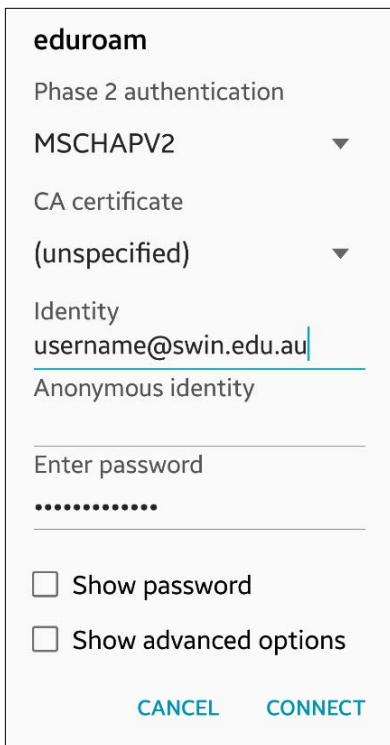
- go to **Settings > Wi-Fi**
- Tap on **eduroam**



- Select '**PEAP**' for EAP method
- Select '**MSCHAPV2**' for Phase 2 authentication

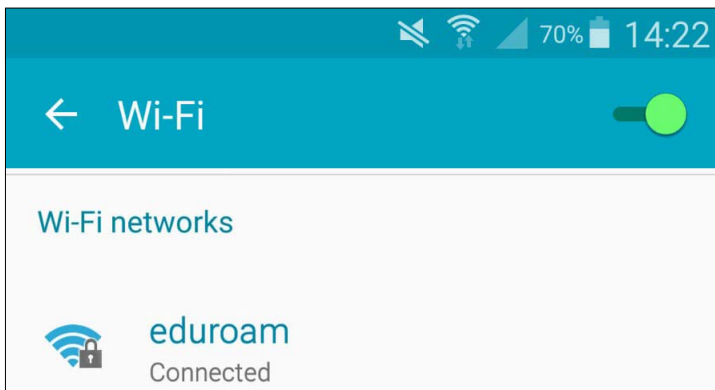
Continued on next page

- Enter **username@swin.edu.au** as your Identity followed by your **password**, then tap **Connect**



eduroam
Phase 2 authentication
MSCHAPV2 ▼
CA certificate
(unspecified) ▼
Identity
username@swin.edu.au
Anonymous identity
Enter password
.....
 Show password
 Show advanced options
CANCEL CONNECT

- You have now successfully connected to eduroam



Please use the following settings to configure eduroam:

- Wireless Security mode: **WPA & WPA2 Enterprise**
- EAP Method: **Protected EAP (PEAP)**
- CA certificate: **None**
- PEAP Version: **Automatic**
- Inner Authentication: **MSCHAPv2**
- Username: **username@swin.edu.au**
- Password: **(Your Password)**